

Fund objectives, policy and target market

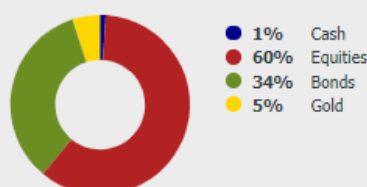
The investment objective of the Income Fund is to preserve and to grow the real value of investors' capital and income, with an emphasis on the generation of income. The Manager has the power to invest more than 35 per cent in value of the scheme property of the Income Fund in government and other public securities. This power is restricted to bonds or other securities issued by the Governments of the United Kingdom or the United States of America.

The fund holds a portfolio of direct investments in a diversified range of international equities and fixed-interest securities. The fund may invest in any geographical area and any economic sector. In accordance with the firm's ethical principles, the fund has no investments in tobacco companies or companies directly involved in the development of arms.

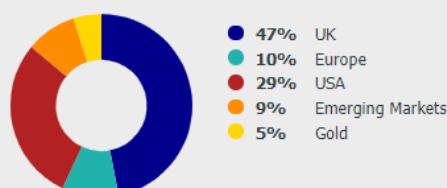
Whilst the fund is suitable for mass market distribution it is not suitable for investors who require full capital protection. Investors should have a medium to long-term investment horizon (3-5 years) and accept that the value of their investment will fluctuate. The fund will however allow ready access to the investment.

Fund allocations

Target asset allocation



Target geographic allocation



Note: Target portfolio allocations as at 30th June 2019. Actual allocations may vary.

Fund holdings

Equities Top 10	%
Total	4.0
Royal Dutch Shell	3.9
National Grid	3.5
Spirax-Sarco	3.4
Rio Tinto	3.4
TELUS	3.2
GlaxoSmithKline	2.9
Kuehne & Nagel	2.8
Paychex	2.7
Assura	2.4
Total Top 10	32.2
Other	27.8
TOTAL EQUITIES	60.0
Bonds	
UK£ Fixed-Interest	10.1
UK£ Index-Linked	4.1
US\$ Fixed Interest	14.9
US\$ Index-Linked	5.2
TOTAL BONDS	34.3
Gold	5.2
Net Cash	0.5
Total	100.0

General information

Launch date of the fund	24th March 1994	Number of holdings	40
Size of the fund	£245.5m	Reference currency	GBP
Unit price on 30th June 2019 <i>(Published daily on our website)</i>	£26.750	ISIN	GB00B8KQRW41
Fund status	UK Authorised unit trust	Valuation and dealing	12:00 noon on each UK business day ²
Dividend yield¹	3.03% p.a.	Valuation basis	Forward, single-price basis
Ongoing charges figure	1.12%	Unit type	Income (reinvestment facility available)
Initial/exit charges	Nil	Minimum initial and subsequent investment	£1,000
Risk volatility (60 month moving average)	7.9%	Minimum monthly regular investment	£100
Reporting periods	28th February (29th February in leap years) and 31st August	ISA/JISA qualification	Yes
Ex-dividend dates	1st March, 1st June, 1st September and 1st December	Trustee & Depositary	The Bank of New York Mellon (International) Limited
Dividend payment date	Quarterly on or before 30th April, 31st July, 31st October and 31st January	Independent Auditor	PricewaterhouseCoopers LLP

1. Dividend yield reflects distributions declared over the past 12 months as a percentage of the unit price as at the date of this Fact Sheet

2. See Prospectus for non-dealing days

Parent company information

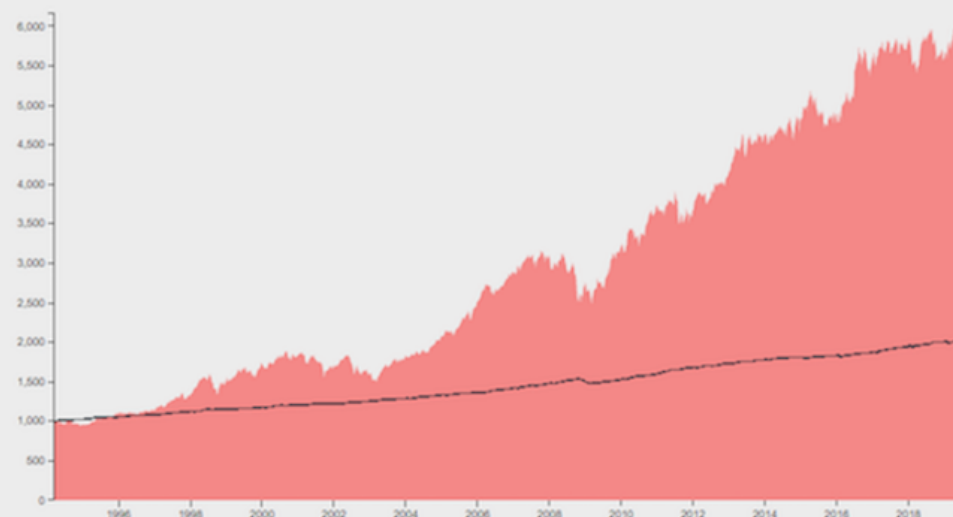
McInroy & Wood Limited ("MWL") was founded in 1986 to provide discretionary investment management services to individuals, families, trusts and charities, with offices in Haddington, Harrogate and London. McInroy & Wood Portfolios Limited, the manager of the fund, is a wholly owned subsidiary of MWL, established in 1989 to enable MWL to offer a pooled investment service to its discretionary clients and direct investors.

Performance record

Total return (£) on investment

net of charges and assuming re-investment of dividends

Total return (£)



Total returns

Total return (%) to 30th June 2019	1 year	3 years	5 years	10 years	Since launch 24/03/1994
Cumulative return	4.7	14.9	31.0	126.4	513.2
RPI Index	2.9	10.1	13.0	35.7	103.8
Annualised return	4.7	4.7	5.5	8.5	7.4
RPI Index	2.9	3.3	2.5	3.1	2.9

Discrete annual returns

Total return (%)	2019	2018	2017	2016	2015	2014	2013	2012	2011	2010
12 months to 30th June	4.7	3.0	6.5	10.0	3.7	6.3	15.3	-0.8	16.5	22.2

Sources: Returns - McInroy & Wood; RPI Index - Bloomberg

You can assess how well the fund has performed against its objectives to grow the real value of investors' capital and income by referring to the change in the UK Retail Price Index over the same period.

Enquiries

Telephone: +44 (0)1620 825867 **Email:** MWPportfolios@mcinroy-wood.co.uk

A Word of Caution

You should remember that the price of units and the income from them may go down as well as up. Gains are not necessarily achieved in the short term. Exchange rate fluctuations may also cause the value of an investment to rise and fall. Some of the fund's investments are in the emerging markets which can be subject to risks not normally associated with developed markets. More information about risk may be found in the full Prospectus under "Risk Warnings".

This sheet should be read in conjunction with the relevant Key Investor Information Document, available on our website. Unless otherwise stated, all information in this factsheet is supplied by McInroy & Wood as at 30th June 2019.

McInroy & Wood Portfolios Limited
Easter Alderston, Haddington, East Lothian, EH41 3SF
www.mcinroy-wood.co.uk
Authorised and regulated by the Financial Conduct Authority

Directors: Tim A U Wood, Guido A Bicocchi, Wendy A Ferguson, Antonia H Fraser, Simon J Fraser, John E Marshall, J Campbell McAulay, Lord Francis Seymour, David H Shaw Stewart, Charles T F White, Victor N U Wood, Joy A Young