

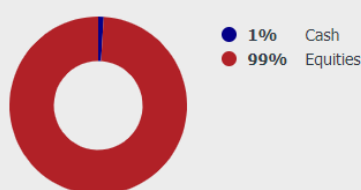
## Fund objectives, policy and target market

The investment objective of the Emerging Markets Fund is to grow the real value of investors' capital and income. Investments will be in companies operating or incorporated in emerging markets. An equal emphasis will be placed on the generation of income and on capital growth.

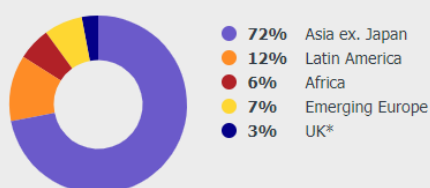
The fund holds a portfolio of direct investments in a diversified range of international equities. The fund may invest in any geographical area and any economic sector. In accordance with the firm's ethical principles, the fund has no investments in tobacco companies or companies directly involved in the development of arms.

## Fund allocations

### Target asset allocation



### Target geographic allocation



**Note:** Target portfolio allocations as at 30th September 2020. Actual allocations may vary. \*Incl. cash and UK companies whose main operations are in emerging economies.

## Fund holdings

Equities Top 10	%
Anta Sports Products (China)	4.4
Shandong Weigao (China)	3.6
Vitasoy (Hong Kong)	3.6
Jerónimo Martins (Portugal)	3.6
Crompton Greaves Consumer Electricals (India)	3.6
Chroma ATE Inc (Taiwan)	3.5
LG Household & Health Care (South Korea)	3.4
Marico (India)	3.3
Hang Lung Properties (Hong Kong)	3.1
Thai Beverage (Singapore)	3.0
<b>Total Top 10</b>	<b>35.1</b>
Other	63.5
<b>TOTAL EQUITIES</b>	<b>98.6</b>
<b>Net Cash</b>	<b>1.4</b>
<b>Total</b>	<b>100.0</b>

## General information

<b>Launch date of the fund</b>	1st March 2007
<b>Size of the fund</b>	£79.9m
<b>Unit price on 30th September 2020</b> <i>(Published daily on our website)</i>	£21.270
<b>Fund status</b>	UK Authorised unit trust
<b>Historic Dividend yield<sup>1</sup></b>	1.72% p.a.
<b>Ongoing charges figure</b>	1.261%
<b>Initial/exit charges</b>	Nil
<b>Risk volatility (60 month moving average)</b>	14.8%
<b>Reporting periods</b>	28th February (29th February in leap years) and 31st August
<b>Ex-dividend dates</b>	1st March and 1st September
<b>Dividend payment date</b>	Six monthly on or before 30th April and 31st October

<b>Number of holdings</b>	49
<b>Reference currency</b>	GBP
<b>SEDOL</b>	B7SKS40
<b>ISIN</b>	GB00B7SKS407
<b>Valuation and dealing</b>	12 noon on each UK business day <sup>2</sup>
<b>Valuation basis</b>	Forward, single-price basis
<b>IA Sector</b>	Specialist
<b>Unit Type</b>	Income (reinvestment facility available)
<b>Minimum initial and subsequent investment</b>	£1,000
<b>Minimum monthly regular investment</b>	£100
<b>ISA/JISA qualification</b>	Yes
<b>Trustee &amp; Depository</b>	The Bank of New York Mellon (International) Limited
<b>Independent Auditor</b>	PricewaterhouseCoopers LLP

1. Historic dividend yield reflects distributions declared over the past 12 months as a percentage of the unit price. You should remember that the price of units and the income from them may go down as well as up. Past performance should not be used as a guide to future performance.

2. See Prospectus for non-dealing days

## Parent company information

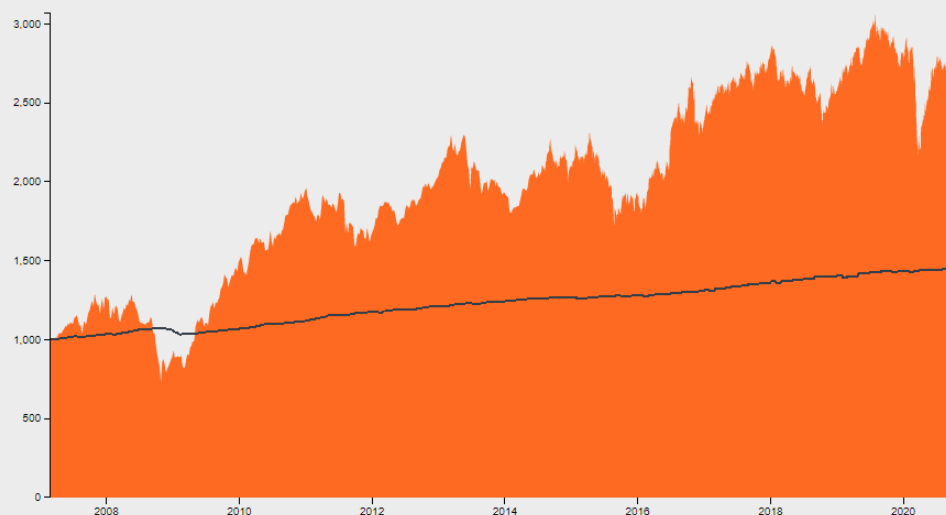
McInroy & Wood Limited ("MWL") was founded in 1986 to provide discretionary investment management services to individuals, families, trusts and charities, with offices in Haddington, Harrogate and London. McInroy & Wood Portfolios Limited, the manager of the fund, is a wholly owned subsidiary of MWL, established in 1989 to enable MWL to offer a pooled investment service to its discretionary clients and direct investors.

## Performance record

### Total return (£) on investment

net of charges and assuming re-investment of dividends

Total return (£)



### Total returns

Total return (%) to 30th September 2020	1 year	3 years	5 years	10 years	Since launch 01/03/2007
Cumulative return	-6.4	6.1	53.3	53.6	175.9
Cumulative Retail Price Index (RPI)	1.1	7.0	13.4	30.6	44.9
Annualised return	-6.4	2.0	8.9	4.4	7.8
Annualised Retail Price Index (RPI)	1.1	2.3	2.5	2.7	2.8

### Discrete annual returns

Total return (%)	2020	2019	2018	2017	2016	2015	2014	2013	2012	2011
12 months to 30th September	-6.4	15.3	-1.7	6.4	35.8	-15.4	9.7	2.5	18.0	-10.6

Sources: McInroy & Wood; Retail Price Index - Bloomberg

You can assess how well the fund has performed against its objectives to grow the real value of investors' capital and income by referring to the change in the UK Retail Price Index over the same period.

## Enquiries

**Telephone:** +44 (0)1620 825867 **Email:** [MWPportfolios@mcinroy-wood.co.uk](mailto:MWPportfolios@mcinroy-wood.co.uk)

## A Word of Caution

You should remember that the price of units and the income from them may go down as well as up. Gains are not necessarily achieved in the short term. Exchange rate fluctuations may also cause the value of an investment to rise and fall. Investments in emerging markets can be subject to risks not normally associated with developed markets. More information about risk may be found in the full Prospectus under "Risk Warnings".

This sheet should be read in conjunction with the relevant Key Investor Information Document, available on our website. Unless otherwise stated, all information in this factsheet is supplied by McInroy & Wood as at 30th September 2020.

McInroy & Wood Portfolios Limited  
Easter Alderston, Haddington, East Lothian, EH41 3SF  
[www.mcinroy-wood.co.uk](http://www.mcinroy-wood.co.uk)

Authorised and regulated by the Financial Conduct Authority

Directors: Tim A U Wood, Wendy A Ferguson, Simon J Fraser, Jonathan R Jesty, John E Marshall, J Campbell McAulay, David H Shaw Stewart, Joy A Young