

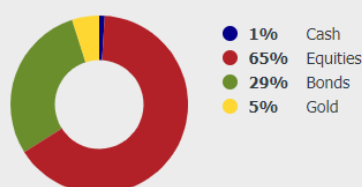
Fund objectives, policy and target market

The investment objective of the Balanced Fund is to maximise the total return to unitholders, by preserving and growing the real value of investors' capital and income, placing an equal emphasis on the generation of income and on capital growth.

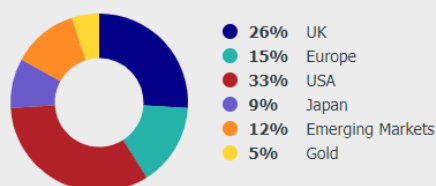
The fund holds a portfolio of direct investments in a diversified range of international equities and fixed-interest securities. The fund may invest in any geographical area and any economic sector. The Manager has the power to invest more than 35 per cent in value of the scheme property of the Balanced Fund in government and other public securities. This power is restricted to bonds or other securities issued by the Governments of the United Kingdom, the United States of America or Norway. In accordance with the firm's ethical principles, the fund has no investments in tobacco companies or companies directly involved in the development of arms.

Fund allocations

Target asset allocation



Target geographic allocation



Note: Target portfolio allocations as at 30th September 2020. Actual allocations may vary.

Fund holdings

Equities Top 10	%
Spirax-Sarco	3.1
Rio Tinto	2.5
SAP	2.4
Paychex	2.3
Croda International	2.3
Mettler-Toledo International	2.1
Watsco	2.1
Air Liquide	2.1
Nissan Chemical	2.0
Kerry	2.0
Total Top 10	22.9
Other	41.7
TOTAL EQUITIES	64.6
Bonds	
UK£ Fixed-Interest	5.6
UK£ Index-Linked	1.8
UK£ Floating Rate Note	3.5
US\$ Fixed Interest	3.3
US\$ Index-Linked	15.2
TOTAL BONDS	29.4
Gold	5.1
Net Cash	0.9
Total	100.0

General information

Launch date of the fund	23rd February 1990
Size of the fund	£852.9m
Unit price on 30th September 2020 <i>(Published daily on our website)</i>	£54.754
Fund status	UK Authorised unit trust
Historic Dividend yield¹	1.38% p.a.
Ongoing charges figure	1.136%
Initial/exit charges	Nil
Risk volatility (60 month moving average)	9.7%
Reporting periods	28th February (29th February in leap years) and 31st August
Ex-dividend dates	1st March and 1st September
Dividend payment date	Six monthly on or before 30th April and 31st October

Number of holdings	55
Reference currency	GBP
SEDOL	B7RRJ16
ISIN	GB00B7RRJ163
Valuation and dealing	12 noon on each UK business day ²
Valuation basis	Forward, single-price basis
IA Sector	Mixed Investment 40-85% shares GBP
Unit Type	Income (reinvestment facility available)
Minimum initial and subsequent investment	£1,000
Minimum monthly regular investment	£100
ISA/JISA qualification	Yes
Trustee & Depositary	The Bank of New York Mellon (International) Limited
Independent Auditor	PricewaterhouseCoopers LLP

1. Historic dividend yield reflects distributions declared over the past 12 months as a percentage of the unit price. You should remember that the price of units and the income from them may go down as well as up. Past performance should not be used as a guide to future performance.

2. See Prospectus for non-dealing days

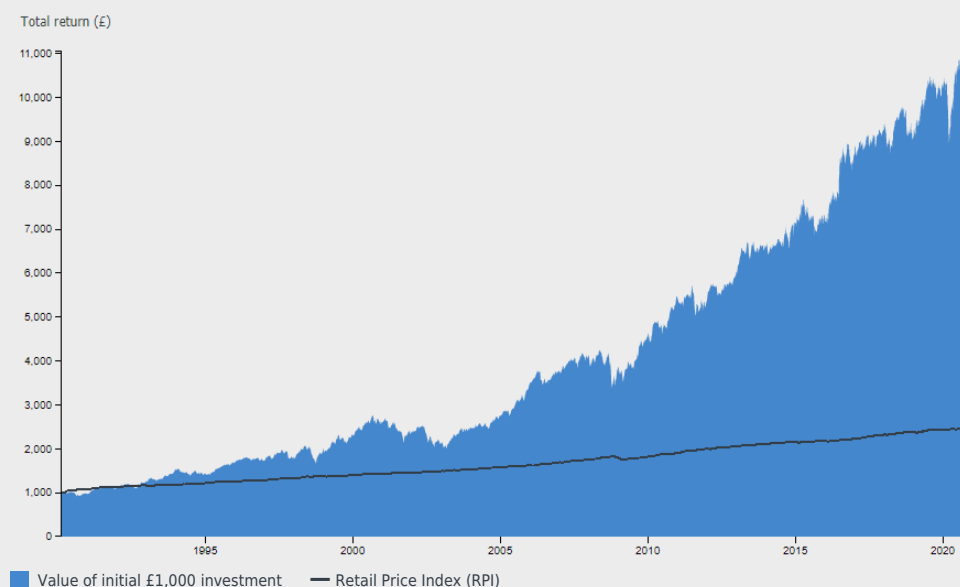
Parent company information

McInroy & Wood Limited ("MWL") was founded in 1986 to provide discretionary investment management services to individuals, families, trusts and charities, with offices in Haddington, Harrogate and London. McInroy & Wood Portfolios Limited, the manager of the fund, is a wholly owned subsidiary of MWL, established in 1989 to enable MWL to offer a pooled investment service to its discretionary clients and direct investors.

Performance record

Total return (£) on investment

net of charges and assuming re-investment of dividends



Total returns

Total return (%) to 30th September 2020	1 year	3 years	5 years	10 years	Since launch 23/02/1990
Cumulative return	6.3	22.5	58.4	116.3	996.5
Cumulative Retail Price Index (RPI)	1.1	7.0	13.4	30.6	146.3
Annualised return	6.3	7.0	9.6	8.0	8.1
Annualised Retail Price Index (RPI)	1.1	2.3	2.5	2.7	3.0

Discrete annual returns

Total return (%)	2020	2019	2018	2017	2016	2015	2014	2013	2012	2011
12 months to 30th September	6.3	6.5	8.2	3.0	25.5	1.3	4.5	14.3	11.3	1.4

Sources: McInroy & Wood; Retail Price Index - Bloomberg

You can assess how well the fund has performed against its objectives to grow the real value of investors' capital and income by referring to the change in the UK Retail Price Index over the same period.

Enquiries

Telephone: +44 (0)1620 825867

Email: MWPportfolios@mcinroy-wood.co.uk

A Word of Caution

You should remember that the price of units and the income from them may go down as well as up. Gains are not necessarily achieved in the short term. Exchange rate fluctuations may also cause the value of an investment to rise and fall. Some of the fund's investments are in the emerging markets which can be subject to risks not normally associated with developed markets. More information about risk may be found in the full Prospectus under "Risk Warnings".

This sheet should be read in conjunction with the relevant Key Investor Information Document, available on our website. Unless otherwise stated, all information in this factsheet is supplied by McInroy & Wood as at 30th September 2020.

McInroy & Wood Portfolios Limited
Easter Alderston, Haddington, East Lothian, EH41 3SF
www.mcinroy-wood.co.uk

Authorised and regulated by the Financial Conduct Authority

Directors: Tim A U Wood, Wendy A Ferguson, Simon J Fraser, Jonathan R Jesty, John E Marshall, J Campbell McAulay, David H Shaw Stewart, Joy A Young