

## Fund objectives, policy and target market

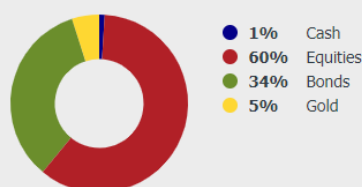
The investment objective of the Balanced Fund is to maximise the total return to unitholders, by preserving and growing the real value of investors' capital and income, placing an equal emphasis on the generation of income and on capital growth. The Manager has the power to invest more than 35 per cent in value of the scheme property of the Balanced Fund in government and other public securities. This power is restricted to bonds or other securities issued by the Governments of the United Kingdom, the United States of America or Norway.

The fund holds a portfolio of direct investments in a diversified range of international equities and fixed-interest securities. The fund may invest in any geographical area and any economic sector. In accordance with the firm's ethical principles, the fund has no investments in tobacco companies or companies directly involved in the development of arms.

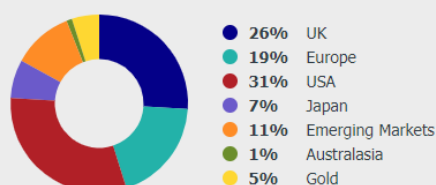
Whilst the fund is suitable for mass market distribution it is not suitable for investors who require full capital protection. Investors should have a medium to long-term investment horizon (3-5 years) and accept that the value of their investment will fluctuate. The fund will however allow ready access to the investment.

## Fund allocations

### Target asset allocation



### Target geographic allocation



**Note:** Target portfolio allocations as at 31st March 2019. Actual allocations may vary.

## Fund holdings

Equities Top 10	%
Spirax-Sarco	3.4
Mettler-Toledo	2.4
Royal Dutch Shell	2.4
Rio Tinto	2.4
Paychex	2.3
Kerry	2.3
SAP	2.2
Shimadzu	1.9
Becton Dickinson	1.8
Fresenius Medical Care	1.8
<b>Total Top 10</b>	<b>22.9</b>
Other	37.8
<b>TOTAL EQUITIES</b>	<b>60.7</b>
<b>Bonds</b>	
UK£ Fixed-Interest	9.7
UK£ Index-Linked	2.1
US\$ Fixed Interest	3.4
US\$ Index-Linked	13.3
NOK Fixed Interest	5.0
<b>TOTAL BONDS</b>	<b>33.5</b>
<b>Gold</b>	<b>4.8</b>
<b>Net Cash</b>	<b>1.0</b>
<b>Total</b>	<b>100.0</b>

## General information

<b>Launch date of the fund</b>	23rd February 1990
<b>Size of the fund</b>	£694.8m
<b>Unit price on 31st March 2019</b> <i>(Published daily on our website)</i>	£48.928
<b>Fund status</b>	UK Authorised unit trust
<b>Dividend yield<sup>1</sup></b>	1.56% p.a.
<b>Ongoing charges figure</b>	1.12%
<b>Initial/exit charges</b>	Nil
<b>Risk volatility</b> (60 month moving average)	8.8%
<b>Reporting periods</b>	28th February (29th February in leap years) and 31st August
<b>Ex-dividend dates</b>	1st March and 1st September
<b>Dividend payment date</b>	Six monthly on or before 30th April and 31st October

<b>Number of holdings</b>	58
<b>Reference currency</b>	GBP
<b>ISIN</b>	GB00B7RRJ163
<b>Valuation and dealing</b>	12:00 noon on each UK business day <sup>2</sup>
<b>Valuation basis</b>	Forward, single-price basis
<b>Unit type</b>	Income (reinvestment facility available)
<b>Minimum initial and subsequent investment</b>	£1,000
<b>Minimum monthly regular investment</b>	£100
<b>ISA/JISA qualification</b>	Yes
<b>Trustee &amp; Depositary</b>	The Bank of New York Mellon (International) Limited
<b>Independent Auditor</b>	PricewaterhouseCoopers LLP

1. Dividend yield reflects distributions declared over the past 12 months as a percentage of the unit price as at the date of this Fact Sheet

2. See Prospectus for non-dealing days

## Parent company information

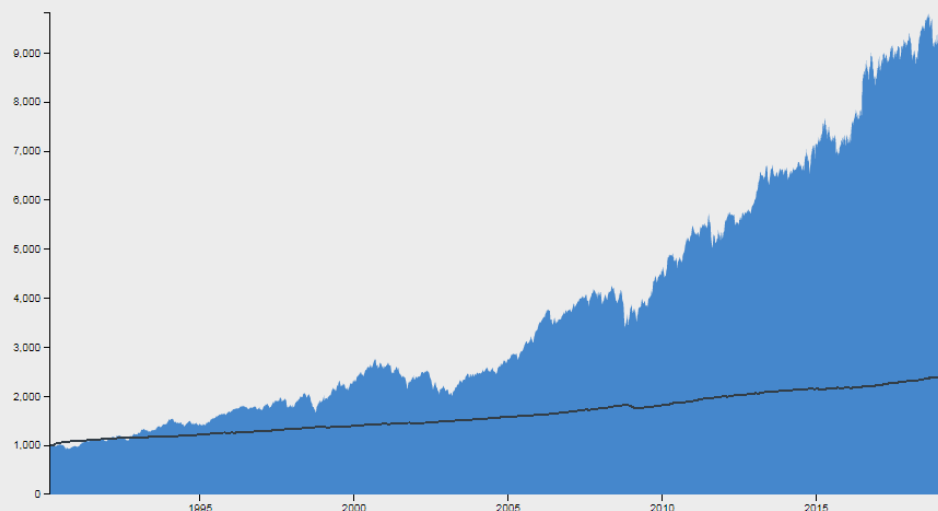
McInroy & Wood Limited ("MWL") was founded in 1986 to provide discretionary investment management services to individuals, families, trusts and charities, with offices in Haddington, Harrogate and London. McInroy & Wood Portfolios Limited, the manager of the fund, is a wholly owned subsidiary of MWL, established in 1989 to enable MWL to offer a pooled investment service to its discretionary clients and direct investors.

## Performance record

### Total return (£) on investment

net of charges and assuming re-investment of dividends

Total return (£)



### Total returns

Total return (%) to 31st March 2019	1 year	3 years	5 years	10 years	Since launch 23/02/1990
Cumulative return	8.3	25.0	45.6	153.2	859.7
RPI Index	2.4	9.2	11.9	34.9	138.6
Annualised return	8.3	7.7	7.8	9.7	8.1
RPI Index	2.4	3.0	2.3	3.0	3.0

### Discrete annual returns

Total return (%)	2019	2018	2017	2016	2015	2014	2013	2012	2011	2010
12 months to 31st March	8.3	-0.4	15.9	2.2	14.0	1.1	14.5	4.3	11.5	29.2

Sources: Returns - McInroy & Wood; RPI Index - Bloomberg

## Enquiries

**Telephone:** +44 (0)1620 825867

**Email:** MWPportfolios@mcinroy-wood.co.uk

## A Word of Caution

You should remember that the price of units and the income from them may go down as well as up. Gains are not necessarily achieved in the short term. Exchange rate fluctuations may also cause the value of an investment to rise and fall. Some of the fund's investments are in the emerging markets which can be subject to risks not normally associated with developed markets. More information about risk may be found in the full Prospectus under "Risk Warnings".

This sheet should be read in conjunction with the relevant Key Investor Information Document, available on our website.

Unless otherwise stated, all information in this factsheet is supplied by McInroy & Wood as at 31st March 2019.

**McInroy & Wood Portfolios Limited**  
Easter Alderston, Haddington, East Lothian, EH41 3SF  
www.mcinroy-wood.co.uk  
Authorised and regulated by the Financial Conduct Authority

Directors: Tim A U Wood, Guido A Bicchocchi, Wendy A Ferguson, Antonia H Fraser, Simon J Fraser, John E Marshall, J Campbell McAulay, Lord Francis Seymour, David H Shaw Stewart, Charles T F White, Victor N U Wood