

Fund objectives, policy and target market

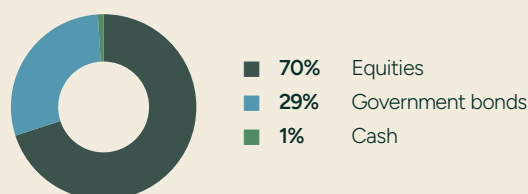
The investment objective of the Balanced Fund is to maximise the total return to unitholders, by preserving and growing the real value of investors' capital and income, placing an equal emphasis on the generation of income and on capital growth. Real value is defined as the value of capital and income after adjusting for the impact of inflation (UK Retail Price Index 'RPI').

The fund invests at least 50 per cent in a diversified range of international equities, fixed-interest securities and, at times, gold (via physically backed exchange traded commodities). The fund may invest in any geographical area and any economic sector. The fund can invest more than 35 per cent in government and other public securities issued by the Governments of the United Kingdom and the United States of America.

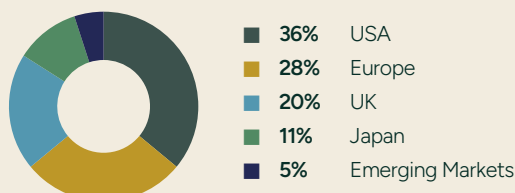
Investors should intend to invest for a minimum of 3 years. The fund will however allow ready access to their investment. The fund is only suitable for investors who are prepared to accept the risk of some loss of their capital.

Fund allocations

Target asset allocation



Target geographic allocation



Note: Target portfolio allocations as at 31st March 2025. Actual allocations may vary.

Fund holdings

Equities Top 10	%
Air Liquide	3.0
Kerry	3.0
Asahi Intecc	2.9
Edwards Lifesciences	2.8
Watsco	2.8
Schneider Electric	2.7
Paychex	2.7
Mettler-Toledo	2.6
Shimadzu	2.4
Nissan Chemical	2.4

Total Top 10	27.3
Other	41.7

TOTAL EQUITIES	69.0
-----------------------	-------------

Bonds	
UK£ Fixed Interest	5.7
UK£ Index-Linked	2.6
US\$ Fixed Interest	11.7
US\$ Index-Linked	5.1
CHF Fixed Interest	5.2

TOTAL BONDS	30.3
Net Cash	0.7

Total	100.0
--------------	--------------

Launch date of the fund	23rd February 1990
Size of the fund	£1,020.3m
Unit price on 31 st March 2025 (Published daily on our website)	
Accumulation Class	£59.752
Income Class	£57.472
Fund status	UK Authorised unit trust
Historic Dividend yield ¹	
Accumulation Class	1.94% p.a.
Income Class	1.94% p.a.
Ongoing charges figure	1.09%
Initial/exit charges	Nil
Risk volatility (60 month moving average)	9.2%
Reporting periods	28th February (29th February in leap years) and 31st August
Ex-dividend dates	1st March and 1st September
Dividend payment dates	Six monthly on or before 30th April and 31st October

Number of holdings	55
Reference currency	GBP
SEDOL	
Accumulation Class	BSHRBM8
Income Class	B7RRJ16
ISIN	
Accumulation Class	GB00BSHRBM88
Income Class	GB00B7RRJ163
Valuation and dealing	12 noon on each UK business day ²
Valuation basis	Forward, single-price basis
IA Sector	Flexible Investment
Unit Type	Income or Accumulation
Minimum initial and subsequent investment	£500
Minimum monthly regular investment	£100
ISA/JISA qualification	Yes
Trustee & Depositary	The Bank of New York Mellon (International) Limited
Independent Auditor	PricewaterhouseCoopers LLP

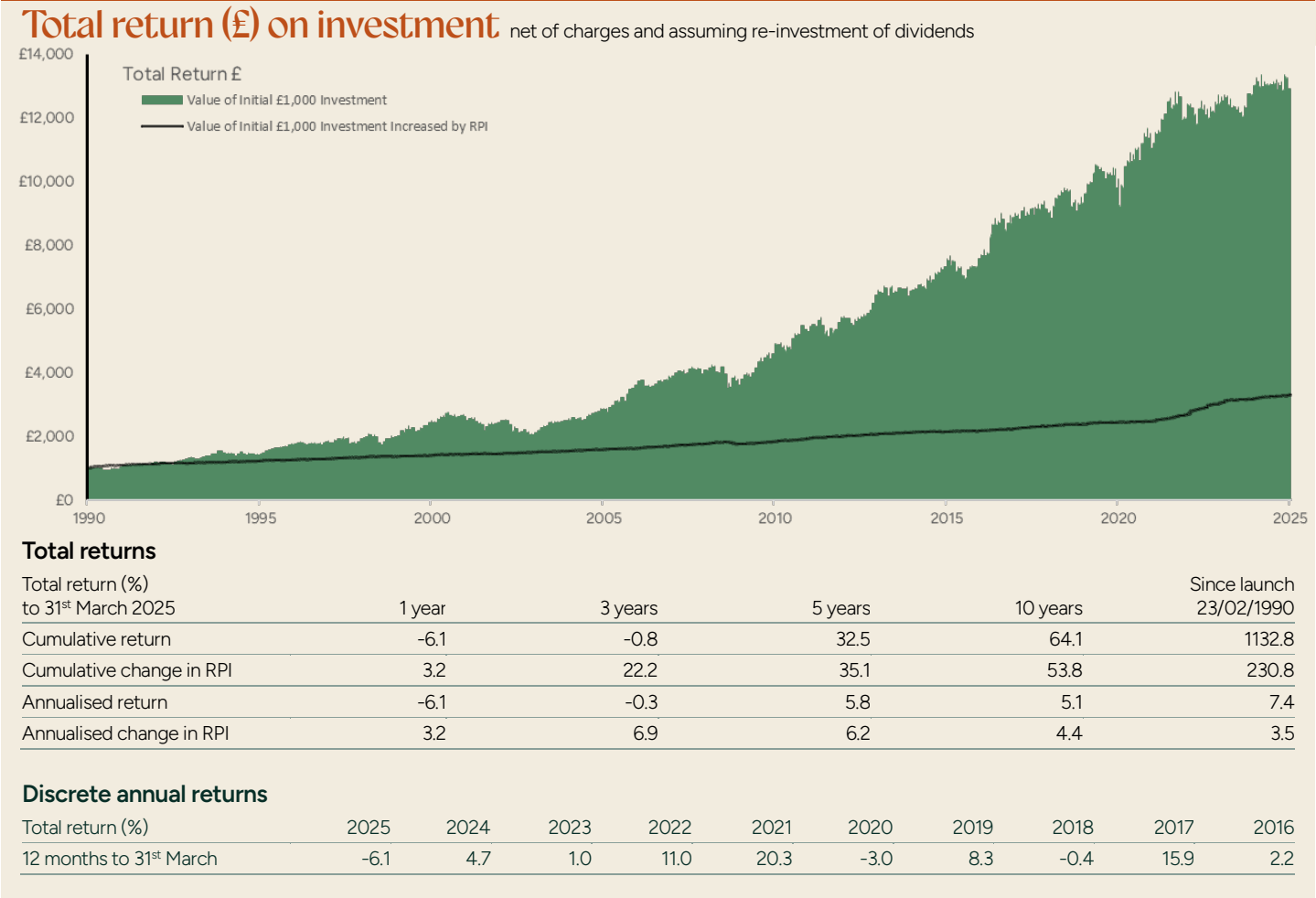
- Historic dividend yield reflects distributions declared over the past 12 months as a percentage of the unit price. You should remember that the price of units and the income from them may go down as well as up. Past performance should not be used as a guide to future performance.
- See Prospectus for non-business days

The Investment Adviser's approach to responsible investing

McInroy & Wood Limited is the investment adviser (the 'Adviser') of the fund. The Adviser is committed to responsible investing. Details of the approach it takes can be found in its Statement on responsible investing: mcinroy-wood.co.uk/investment-management/responsible-investing.

Performance record

You can assess how well the fund has performed against its objectives to grow the real value of investors' capital and income by referring to the change in the RPI over the same period. Please note that the figures below refer to the past, and past performance is not a reliable indicator of future results.



Enquiries

If you invest through a platform or nominee, you will not receive regular communications from McInroy & Wood. Please get in touch with us if you would wish to receive these.

Call: +44 (0)1620 825 867 Email: MWPortfolios@mcinroy-wood.co.uk

A word of caution

You should remember that the price of units and the income from them may go down as well as up. More information about risk may be found in the full Prospectus (available on our website) under "Risk Warnings". This fact sheet should be read in conjunction with the relevant Key Investor Information Document, available on our website. All information is as at 31st March 2025.